

# Nextech Pod™ Workstations

## Overview

*Nextech is dedicated to creating advanced console, technical desk, trading desk, and workstation solutions. Our expertise in designing furniture for commercial markets, that take advantage of the latest technology and workplace ergonomics, has made us the top choice among forward thinking and image-oriented customers.*

*Since our initial formation in 1957 and our first technical desk in 1978, our products are designed to support a wide range of applications with advanced furniture technology in the most space efficient manner.*

*We have built our reputation upon a commitment to product, performance, and customer service.*

*Perfectly, Flawlessly, & Consistently.*



## Table Of Contents

- |                      |                                |
|----------------------|--------------------------------|
| 3. Overview          | 7. What's Inside               |
| 4. Options           | 8. Electrical / Data & Cooling |
| 5. Customization     | 9. Case Studies                |
| 6. Lift Workstations | 10. Case Studies               |

Pod™



Nextech Pod™ Workstations are design engineered to fit together in limitless combinations. They are built for maximum strength to withstand daily usage, and are assembled with the highest quality materials on the market today.



Our desks are constructed of high-grade woods, laminates, aluminum alloy, and steel. All desks are pre-assembled and tested for durability before they leave our factory. At our manufacturing and assembly facility in Elkhart, Indiana, we employ the finest craft people to ensure the highest quality product and a perfect fit at each location.



As a fully vertical factory that manufactures what it sells without relying on a network of subcontractors, we have integrated the process of research, development, manufacturing and installation using state-of-the-art tools and techniques that translate into quality products and affordable prices.



Nextech's workstations can be configured in multiple layouts to create truly unique effects. Single, double, three sided and four sided clusters are available.



Whether you prefer a closed layout or an open slotwall layout, Nextech can create a flexible and functional environment solution to meet your changing needs.



Fixed or sliding CPU shelving is available, as are sliding or hinged doors which can be perforated for cooling intake.



Custom workstations for office solutions are available. We pride ourselves in being able to supply custom furniture manufactured to your sizes, with your colors, at production line pricing.



We can create modern and ergonomic designs as well to fit most budgets. Have a custom design in mind? We will work with you to make your concept a reality. Let Nextech build you a workstation that optimizes ergonomics and user comfort.




Looking for more privacy and storage? Gantry units with optional acrylic privacy screens or fabric wrapped tack panel dividers are available. These are just a few of the accents that can be added to your workstation.



Elevate your expectations with our electric lift console; 600lb load max, per desk, 5.4 amps max draw.

Lift desk has electronic controls with preset heights and 19 1/2" adjustment range.



We can place our proposed desks in your floor plans in 3-D. Whether your emphasis is to improve performance and profitability, maximize your floor space and monitoring effectiveness, or to simply integrate new technology into a standard product, Nextech Corporation can help you with its unmatched experience and knowledge.



Lift Option with a hand crank shown here on a three sided workstation. 250lb load max per position, 11 3/8" adjustment range, minimum height 23 5/8", max height 35"




Nextech's unique frame is constructed from the same extruded aluminum alloys used in aircraft construction. An efficient and versatile cable management tray system, just below the worksurface, accessed by removable in-fills with grommets, allows easy relocation and reconfiguration of cables and wiring.




Nextech can accommodate any EIA standard or custom rack-mounted equipment in equipment counters or desk frames. Custom solutions for wiring and cooling are available as well.



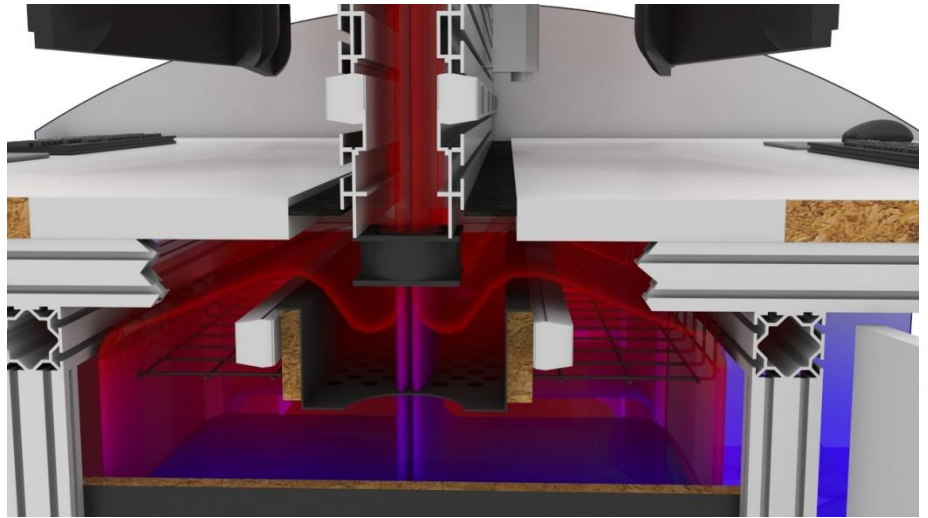
We can customize mounting options for power and data access. Efficient cable management provides better cooling, and is more space-effective.



We supply optional long life A/C or D/C cooling fans to supplement air movement where required.



Our midwall with optional slotwall has a natural convection effect. The midwall acts as a chimney pulling heat out of the CPU cabinet below.



We can customize data and electric to meet your needs. Ideal for high-tech companies; command and control rooms, ambulance dispatch centers, security rooms, data rooms, trading floors, and network operation centers.



# Case Studies

## Quadrant

Trading Room  
23 Positions  
Maple Veneer  
Large Workstations  
Radiused Worksurfaces  
Heavy Duty Units Rated For 24/7  
Use



## Balyasny Asset Management

Financial Management Room  
48 Positions  
Faceted Radius  
Mahogany Veneer  
Heavy Duty Units Rated For 24/7  
Use



## Aviva

Trading Room  
75 Positions  
Full Return Units With Lateral  
Files  
Walnut Veneer  
Heavy Duty Units Rated For 24/7  
Use



### Hilliard Lyons

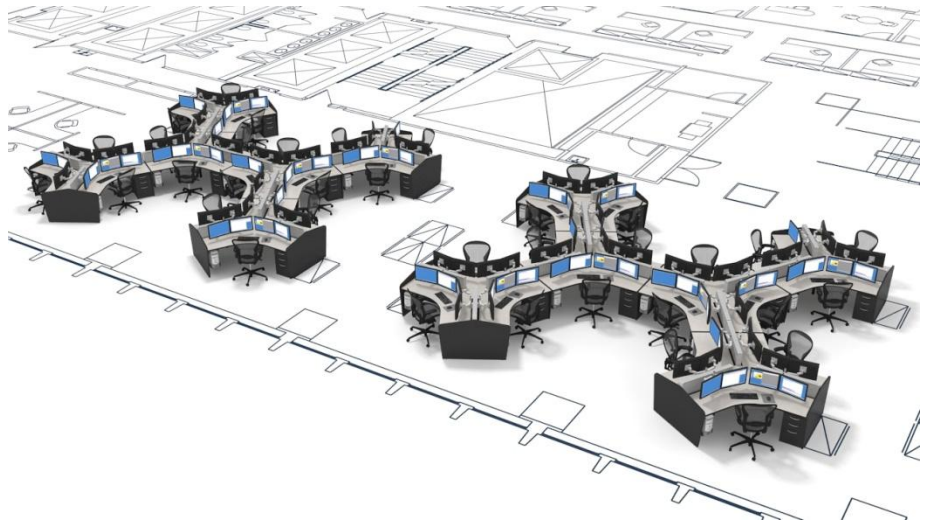
Trading Room

63 Positions

Heavy Duty Units Rated For 24/7  
Use

Steel CPU Carriers

Shaped End Panels



### U.S. Military Project

43 Positions

Plastic Laminate

High Dividing Walls

Custom Shaped Worksurfaces

Fabric Wrapped Tack Panels

Heavy Duty Units Rated For 24/7  
Use



### Fieldpoint

Asset Management Area

22 Positions

Cherry Veneer

Custom End Panels With Applied

Solid Moldings & Bases To

Match Current Architecture

Fabric Wrapped Tack Panel

Midwall Extensions

Solid Cherry Top Cap

