

# Nextech **Signature**<sup>™</sup> Consoles

## Specification Guide

# Step 1

## Specify Size Of Console


Consoles are available in 3" increment widths (starting from 36") and 36", 32", & 30" depths.

All desk worktops are 29 1/2" A.F.F. (Above Finished Floor)

All sizes are customizable, from width to depth and even height.

Common desk sizes are as follows (Width x Depth) –

|           |           |           |
|-----------|-----------|-----------|
| 36" x 36" | 36" x 32" | 36" x 30" |
| 42" x 36" | 42" x 32" | 42" x 30" |
| 48" x 36" | 48" x 32" | 48" x 30" |
| 54" x 36" | 54" x 32" | 54" x 30" |
| 60" x 36" | 60" x 32" | 60" x 30" |
| 66" x 36" | 66" x 32" | 66" x 30" |
| 72" x 36" | 72" x 32" | 72" x 30" |




# Step 2

## Specify Type Of Console

Consoles can be specified with our industry-standard 10" slotwall or our 1" x 3" toolbar.

Custom heights of slotwall are available.

Our slotwall and toolbar can accept all industry standard monitor arms.



10" Slotwall




1" x 3" Toolbar

# Step 3

## Specify Cladding

### End Panel Options

Custom shapes are also available.



Rectangular

Radiused

Low Rectangular  
w/ Aluminum  
End Cap

Low Rectangular

### Back Panel Options

Available with and without hinged doors.



Slotwall Back Panels  
w/ Doors

No Doors

Toolbar Back Panels  
w/ Doors

No Doors

### Worksurface Options

Custom curves, angles & radii are also available.



Straight Worksurface  
w/ In-Fills

Body-Well Worksurface  
w/ In-Fills

### Nosing Options

PVC or wood nosing options are available. Most can be fit to gentle curves and angles.



PVC - "Ovoid"

PVC - "Uni-Arc"

PVC - "T-Mold"

PVC - "3mm"

Custom wood nosing profiles are available as well.



Wood - "Ellipsoid"

Wood - "Bullnose"


Wood - "3mm"

# Step 4

## Specify Options & Accessories

### Front Door Options

Sliding / liftout steel doors or hinged doors are standard. Custom door perforations, vents, and pulls are also available.




Sliding / Liftout  
Steel Doors




Hinged Doors

### CPU Shelf Options

Fixed and sliding CPU shelves shown here.



Fixed CPU Shelf



Sliding CPU Shelf

### Pedestal Options

All pedestals can be fixed or mobile. File drawers are designed for letter / legal file sizes.



Box/Box/File



Box/Box/File w/  
Space Saver  
Return Top



Box/Box/File w/  
Full Return Top



File/File

Custom pedestals and cabinets are available as well.



2 High  
Lateral File



3 High  
Lateral File



4 High  
Lateral File

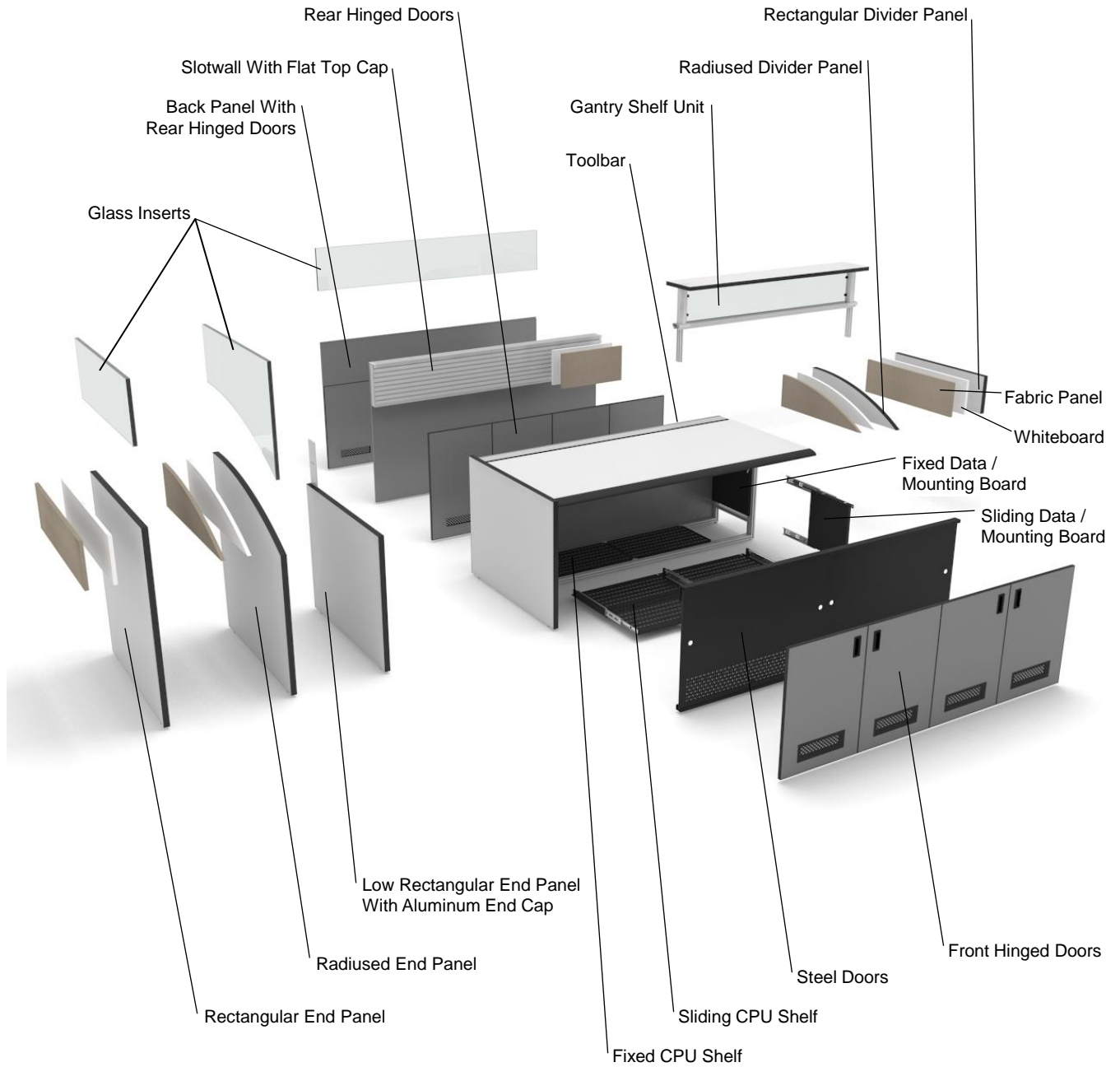


Box/Box/File  
w/ Bookcase

# Step 5

## Additional Options

You can customize almost any of our standard components to create a truly unique desking solution for your needs.




# Step 6

## Finishing Touches

Almost all vertical and horizontal surfaces can be specified with a laminate or veneer finish.

Wilsonart is our preferred vendor of laminates, with almost all standard and premium laminates available. We also use Formica, Nevamar, Laminart, and Pionite.

### Laminate



### Veneer


We offer many different woods and custom stains to get a pristine veneer finish. We can also match any architectural or custom finish.



### Steel

Steel standard finish is black textured powdercoat.

Aluminum standard finish is clear anodized.



### Aluminum

### Fabric

We utilize fabric from most manufacturers.

